






# Universal Lifting Products

(800)258-5438 [www.ulp.com](http://www.ulp.com)

## Standard Roundslings (Sideseam and Tubular) Rated Capacities in pounds

Part No.	Sling Color	Approx. Dia. (Inches)	Approx. Wgt./Ft					
				Vertical	Choke	V.Basket	60° Basket	45° Basket
UR1	Purple	0.60	0.30	2,600	2,100	5,200	4,500	3,675
UR2	Green	0.80	0.40	5,300	4,200	10,600	9,100	7,400
UR3	Yellow	1.00	0.50	8,400	6,700	16,800	14,500	11,800
UR4	Tan	1.20	0.60	10,600	8,500	21,200	18,300	15,000
UR5	Red	1.30	0.80	13,200	10,600	26,400	22,800	18,600
UR6	White	1.40	0.90	16,800	13,400	33,600	29,100	23,700
UR7	Blue	1.55	1.20	21,200	17,000	42,400	36,700	29,900
UR8	Orange	1.75	1.50	25,000	20,000	50,000	43,300	35,300
UR9	Orange	1.95	2.00	31,000	24,800	62,000	53,700	43,800
UR10	Orange	2.35	2.80	40,000	32,000	80,000	69,200	56,500
UR11	Orange	3.15	3.60	53,000	42,400	106,000	91,700	74,900
UR12	Orange	3.95	4.60	66,000	52,800	132,000	114,300	93,300
UR13	Orange	4.80	5.80	90,000	72,000	180,000	155,800	127,200

**Caution:** Roundslings should never be used at loads that exceed the rated capacities. Always inspect roundslings before each use.


**Note:** These Rated Capacities apply only to ULP sideseam and tubular roundslings. Rated Capacities are based on the sling angle calculated from horizontal.

# Universal Lifting Products

(800)258-5438 www.ulp.com

## Standard Roundslings (Single and Double Leg ) Rated Capacities in pounds

### Single Leg Slings



### Double Leg Slings



Cat. Ref. Number	Sling Color	Oblong Link	Alloy Hook Size (Tons)	WLL Vert.	Cat. Ref. Number	Oblong Link	Angle		
							60°	45°	30°
CX08-0075	Purple	1/2"	1-1/2	2,600	CX08-0082	5/8"	4,500	3,675	2,600
CX08-0076	Green	5/8"	3	5,300	CX08-0083	3/4"	9,100	7,450	5,300
CX08-0077	Yellow	3/4"	5	8,400	CX08-0084	1"	14,500	11,800	8,400
CX08-0078	Tan	3/4"	7	10,600	CX08-0085	1"	18,300	14,900	10,600
CX08-0079	Red	1"	11	13,200	CX08-0086	1-1/4"	22,800	18,600	13,200
CX08-0080	White	1"	11	16,800	CX08-0087	1-1/2"	29,100	23,700	16,800
CX08-0081	Blue	1-1/4"	15	21,200	CX08-0088	1-1/2"	36,700	29,900	21,200

Larger Capacities upon request.

**Caution:** Rated capacities are affected by angle of lift (roundsling to load angle) measured from the horizontal when used with multi-legged roundslings or choker/basket hitches. Roundslings should never be used at loads that exceed the rated capacities. Always inspect roundslings before each use.

**Note:** These Rated Capacities apply only to ULP single and double legged roundslings. Rated Capacities are based on the sling angle calculated from horizontal.